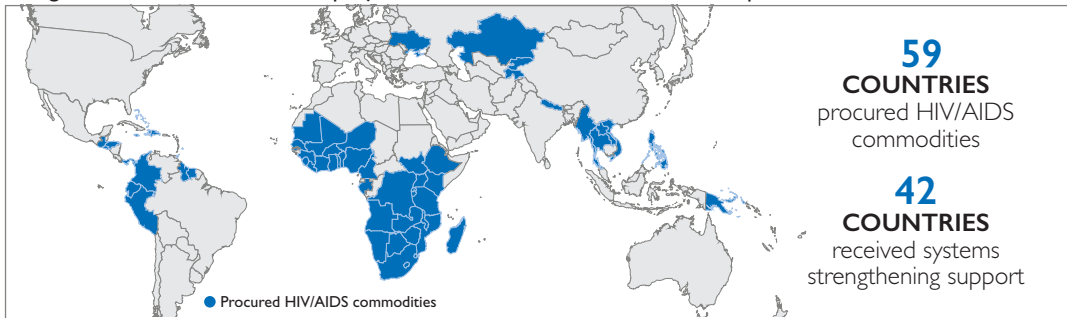


GHSC-PSM supports USAID's efforts to achieve the 95-95-95 goals: 95 percent of HIV infected people know their status, 95 percent of these are on HIV treatment, and 95 percent of these have no detectable virus.

All figures are over the life of the project unless otherwise indicated as of September 30, 2023.






GLOBAL SUPPLY CHAIN



\$3.52 B of HIV/AIDS commodities **DELIVERED**




SUPPORTING PEPFAR'S HIV PREVENTION AGENDA

 <p>3.93 B condoms DELIVERED</p>	 <p>\$86.7 M of VMMC commodities DELIVERED</p>	 <p>5.5 M TB prevention packs DELIVERED</p>
---	---	---






87% **ON TIME DELIVERY** in Q4, FY2023

SUPPORTING PEPFAR'S HIV TREATMENT AND TESTING GOALS

 <p>125 M patient trips to pharmacy likely saved through MMD</p>	 <p>22.5 M person-years of ARV treatment DELIVERED</p>	 <p>34 TLD transition COUNTRIES</p>
---	---	---



27,613 order lines placed and **DELIVERED**

 <p>1.45 M VL/EID tests DELIVERED in Q4, FY2023</p>	 <p>85.8 M TLD bottles DELIVERED</p>	 <p>17.5 M person-years of TLD treatment DELIVERED</p>
--	---	--



\$410 M commodity **COST SAVINGS**

 <p>4,331 staff trained at the central level</p>	 <p>14,852 staff trained at the regional level</p>	 <p>30,459 staff trained at service delivery points</p>
--	--	--



\$878.5 M **PROCURVED** locally to ensure sustainability

Data from annual indicators for Q4 FY2023.
All numbers are provisional until posted on the Development Experience Clearinghouse.