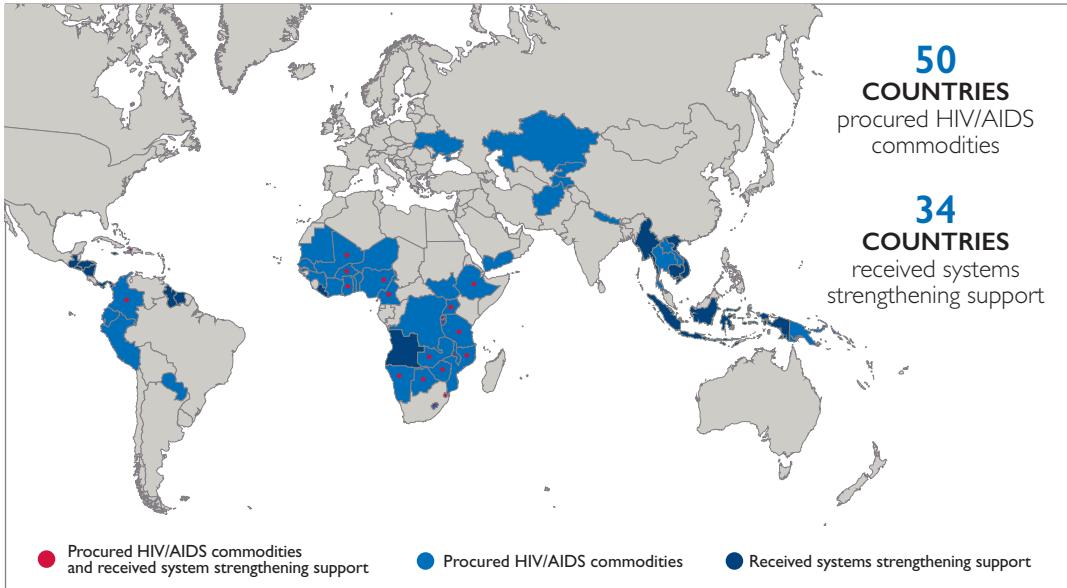



All figures are over the life of the project unless otherwise indicated as of September 30, 2020.



**GLOBAL SUPPLY CHAIN**

  
**\$174 M**  
commodity  
**COST SAVINGS**


  
**89%**  
(68% COVID-IMPACTED)  
**ON TIME DELIVERY**  
in Q4, FY2020

  
**\$2.18 B**  
of commodities  
**DELIVERED**

  
**16,127**  
shipments  
**DELIVERED**

**SUPPORTING PEPFAR'S HIV PREVENTION AGENDA**


  
**2.1 B**  
condoms  
**DELIVERED**

  
**\$60 M**  
of VMMC commodities  
**DELIVERED**

  
**1,735,053**  
TB prevention packs  
**DELIVERED**

**SUPPORTING THE SECOND 95: TREATMENT**

  
**8.4 M\***  
patient trips to pharmacy  
likely saved through **MMD**

  
**10.6 M**  
person-years of ARV  
treatment


  
**24**  
TLD transition  
**COUNTRIES**

  
**41.7 M**  
TLD bottles for transition  
**DELIVERED**


  
**\$389 M**  
**PROCURED**  
locally to ensure sustainability

**PROGRESS TOWARDS THE THIRD 95: TESTING**

  
**MORE THAN 2.1 M**  
early infant diagnosis tests  
**DELIVERED**

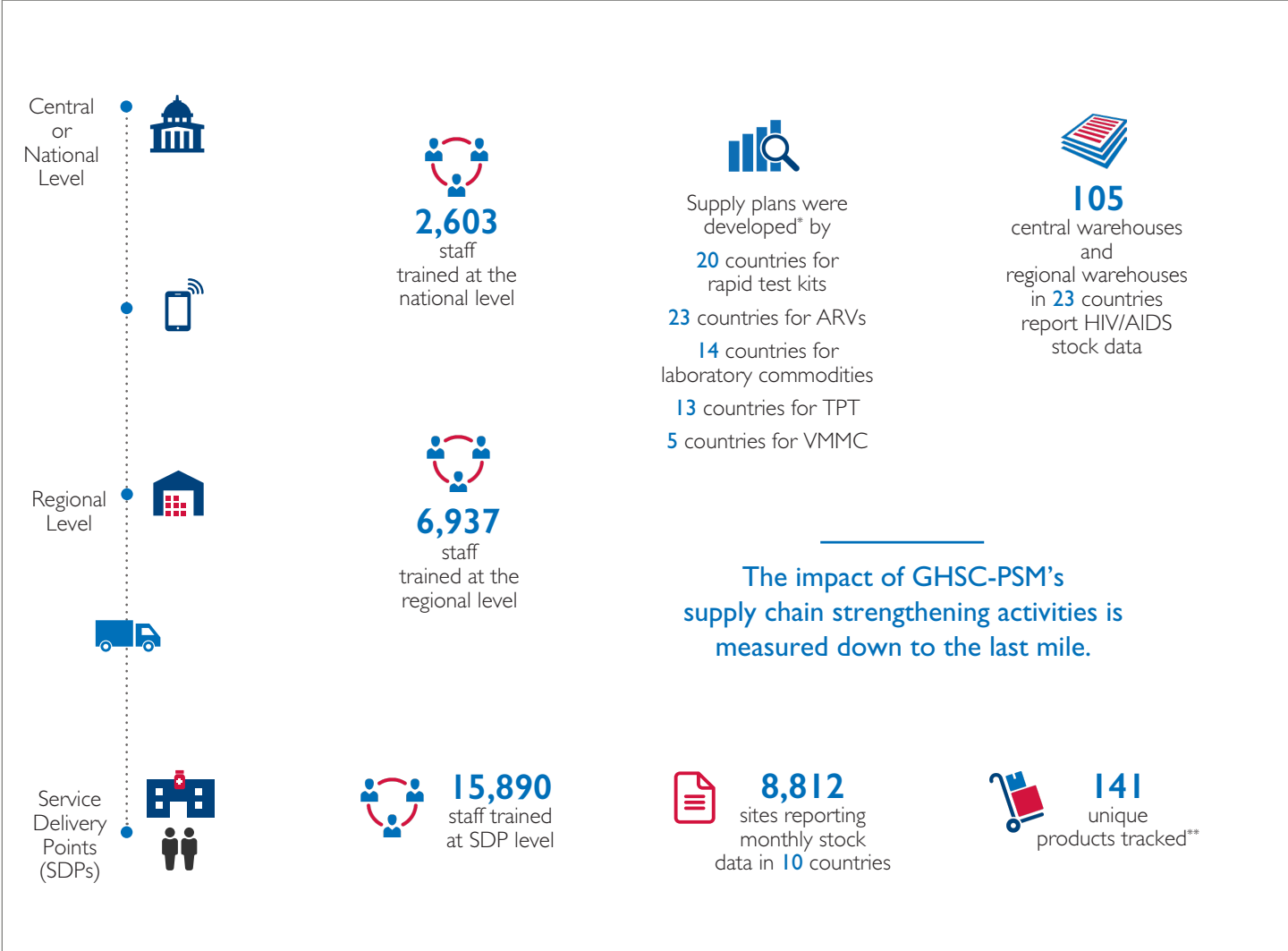
  
**23.6 M**  
viral load tests  
**DELIVERED**

  
**1 COUNTRY\***  
completed laboratory  
quantifications

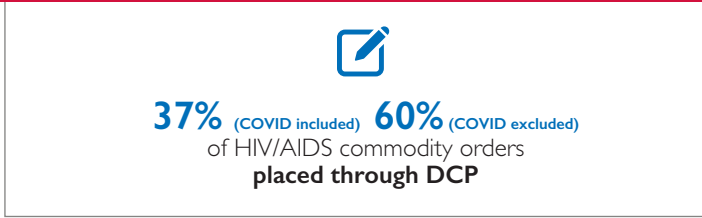
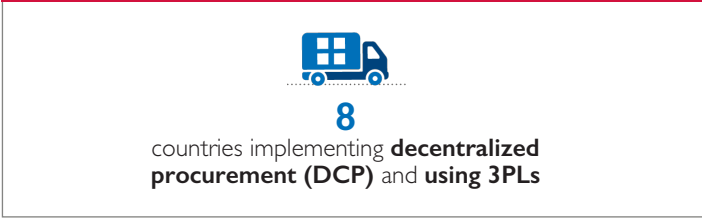
  
**7**  
**COUNTRIES**  
completed lab optimization

\*Data is for FY20 Q4.  
All numbers are provisional until posted on the Development Experience Clearinghouse.

STOCK TRACKING, OVERSIGHT AND PLANNING FOR HIV/AIDS (STOP-HIV)



JOURNEY TO SELF-RELIANCE: IN-COUNTRY SOLUTIONS



\*Plans developed for FY20 Q4  
 \*\*Average number of commodities tracked