









**USAID GLOBAL HEALTH
SUPPLY CHAIN PROGRAM**

Procurement and Supply Management

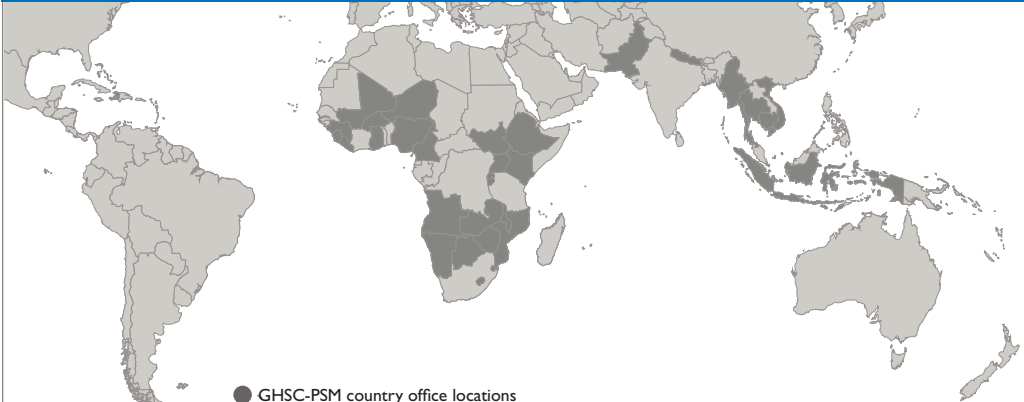
All figures are over the life of the project unless otherwise indicated as of March 31, 2022.

ON TARGET

			
<p>88% (73% COVID-impacted) ON TIME DELIVERY in Q2, FY2022</p>	<p>\$238 M DELIVERED in Q2, FY2022</p>	<p>\$4 B of commodities DELIVERED</p>	<p>\$541 M COST SAVINGS* on commodities and \$66.5 M on logistics</p>

ON THE MOVE		LOCAL FOOTPRINT	
<p>27,098 SHIPPING LANES</p> <p>4 INTERNATIONAL FREIGHT FORWARDERS</p> <p>389 SUPPLIERS</p> 	 <p>15 DELIVERIES every day</p>	 <p>51 COUNTRIES received technical assistance</p>	 <p>37.21% LINE ITEMS procured through local channels</p>
 <p>6,578 ITEMS in the product catalog</p>	 <p>\$672.7 M PROCURED through local channels</p>		

GLOBAL REACH



33
COUNTRY/REGIONAL
OFFICES

3
REGIONAL
DISTRIBUTION
CENTERS

● GHSC-PSM country office locations

*Annual indicator as of March 31, 2022.

All numbers are provisional until posted on the Development Experience Clearinghouse.