











**USAID GLOBAL HEALTH
SUPPLY CHAIN PROGRAM**

Procurement and Supply Management

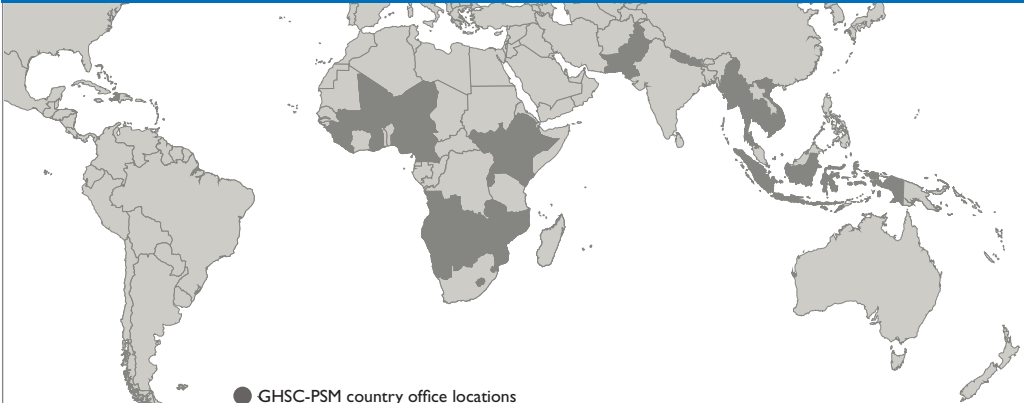
All figures are over the life of the project unless otherwise indicated as of December 31, 2022.

ON TARGET

			
<p>89% (84% COVID-impacted) ON TIME DELIVERY in Q1, FY2023</p>	<p>\$148 M DELIVERED in Q1, FY2023</p>	<p>\$4.6 B of commodities DELIVERED</p>	<p>\$586 M COST SAVINGS* on commodities and \$73.3 M on logistics</p>

ON THE MOVE		LOCAL FOOTPRINT	
<p>33,175 SHIPPING LANES</p> <p>4 INTERNATIONAL FREIGHT FORWARDERS</p> <p>396 SUPPLIERS</p> 	 <p>18 DELIVERIES every day</p>	 <p>50 COUNTRIES received technical assistance</p>	 <p>38.05% LINE ITEMS procured through local channels</p>
 <p>7,049 ITEMS in the product catalog</p>	 <p>\$784.1 M PROCURED through local channels</p>		

GLOBAL REACH



33
COUNTRY/REGIONAL
OFFICES

3
REGIONAL
DISTRIBUTION
CENTERS

● GHSC-PSM country office locations

*Annual indicator as of December 31, 2022.

All numbers are provisional until posted on the Development Experience Clearinghouse.