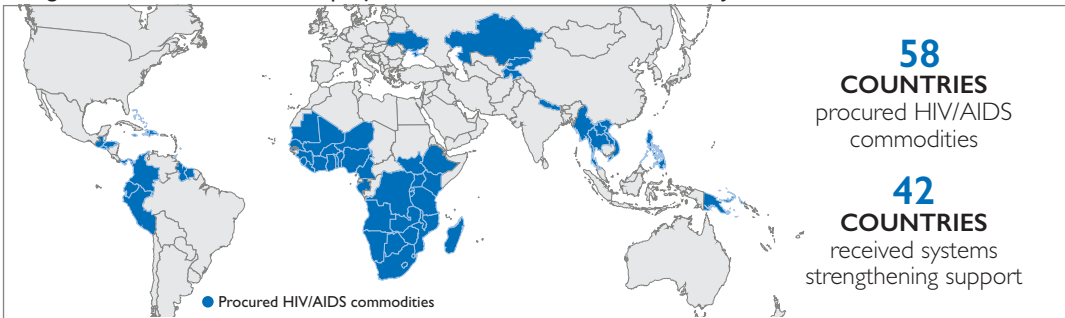


**GHSC-PSM supports USAID's efforts to achieve the 95-95-95 goals: 95 percent of HIV infected people know their status, 95 percent of these are on HIV treatment, and 95 percent of these have no detectable virus.**

All figures are over the life of the project unless otherwise indicated as of June 30, 2023.



**58**  
COUNTRIES  
procured HIV/AIDS  
commodities


**42**  
COUNTRIES  
received systems  
strengthening support

**GLOBAL SUPPLY CHAIN**




**\$3.44 B**  
of HIV/AIDS commodities  
**DELIVERED**


**SUPPORTING PEPFAR'S HIV PREVENTION AGENDA**



**3.82 B**  
condoms  
**DELIVERED**



**\$85.5 M**  
of VMMC commodities  
**DELIVERED**




**5.3 M**  
TB prevention packs  
**DELIVERED**




**87%**  
**ON TIME DELIVERY**  
in Q3, FY2023


**SUPPORTING PEPFAR'S HIV TREATMENT AND TESTING GOALS**



**120 M**  
patient trips to pharmacy  
likely saved through **MMD**




**21.9 M**  
person-years of ARV treatment  
**DELIVERED**




**34**  
TLD transition  
**COUNTRIES**




**26,681**  
order lines placed and  
**DELIVERED**



**1.48 M**  
VL/EID tests  
**DELIVERED**  
in Q3, FY2023



**83.7 M**  
TLD bottles  
**DELIVERED**



**17 M**  
person-years of TLD treatment  
**DELIVERED**



**\$386 M**  
commodity  
**COST SAVINGS**



**4,111**  
staff trained at the  
central level



**13,982**  
staff trained at the  
regional level



**29,432**  
staff trained at  
service delivery points



**\$794.1 M**  
**PROCURED**  
locally to ensure sustainability

Data from annual indicators for Q3 FY2023.  
All numbers are provisional until posted on the Development Experience Clearinghouse.