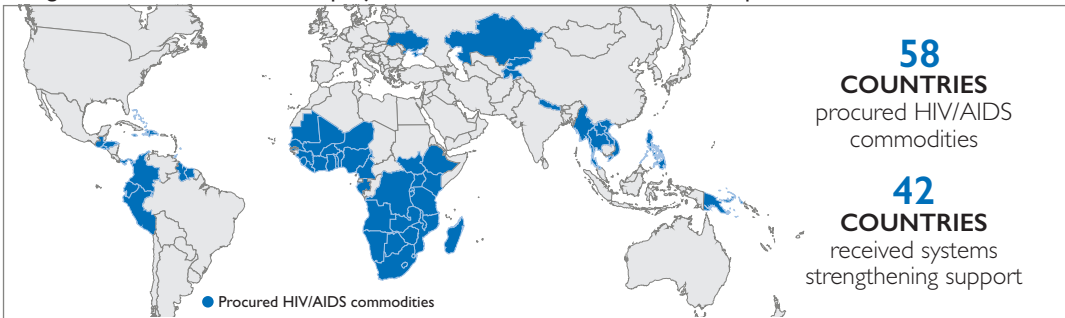


**GHSC-PSM supports USAID's efforts to achieve the 95-95-95 goals: 95 percent of HIV infected people know their status, 95 percent of these are on HIV treatment, and 95 percent of these have no detectable virus.**

All figures are over the life of the project unless otherwise indicated as of September 30, 2023.



**GLOBAL SUPPLY CHAIN**

  
**\$3.52 B**  
of HIV/AIDS commodities  
**DELIVERED**

  
**87%**  
**ON TIME DELIVERY**  
in Q4, FY2023


  
**29,493**  
order lines placed and  
**DELIVERED**

  
**\$410 M**  
commodity  
**COST SAVINGS**

  
**\$878.5 M**  
**PROCURED**  
locally to ensure sustainability

**SUPPORTING PEPFAR'S HIV PREVENTION AGENDA**

  
**3.93 B**  
condoms  
**DELIVERED**

  
**\$86.7 M**  
of VMMC commodities  
**DELIVERED**

  
**5.5 M**  
TB prevention packs  
**DELIVERED**


**SUPPORTING PEPFAR'S HIV TREATMENT AND TESTING GOALS**


  
**125 M**  
patient trips to pharmacy  
likely saved through **MMD**

  
**22.5 M**  
person-years of ARV treatment  
**DELIVERED**

  
**34**  
TLD transition  
**COUNTRIES**

  
**1.45 M**  
VL/EID tests  
**DELIVERED**  
in Q4, FY2023

  
**85.8 M**  
TLD bottles  
**DELIVERED**

  
**17.5 M**  
person-years of TLD treatment  
**DELIVERED**

  
**4,331**  
staff trained at the  
central level

  
**14,852**  
staff trained at the  
regional level

  
**30,459**  
staff trained at  
service delivery points

Data from annual indicators for Q4 FY2023.  
All numbers are provisional until posted on the Development Experience Clearinghouse.