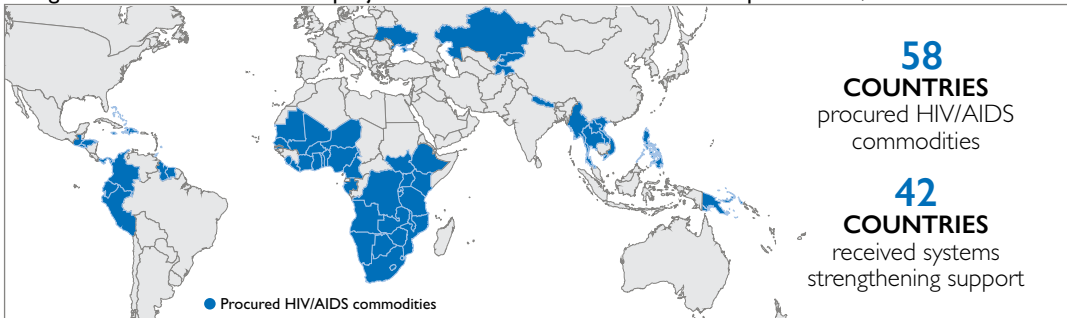


**GHSC-PSM supports USAID's efforts to achieve the 95-95-95 goals: 95 percent of HIV infected people know their status, 95 percent of these are on HIV treatment, and 95 percent of these have no detectable virus.**

All figures are over the life of the project unless otherwise indicated as of September 30, 2024.



**58**  
COUNTRIES  
procured HIV/AIDS  
commodities


**42**  
COUNTRIES  
received systems  
strengthening support

**GLOBAL SUPPLY CHAIN**




**\$3.93B**  
of HIV/AIDS commodities  
**DELIVERED**


**SUPPORTING PEPFAR'S HIV PREVENTION AGENDA**



**4.3B**  
condoms  
**DELIVERED**



**\$93.7M**  
of VMMC commodities  
**DELIVERED**




**5.8M**  
TB prevention packs  
**DELIVERED**




**85%**  
**ON TIME DELIVERY**  
as of June 30, 2024


**SUPPORTING PEPFAR'S HIV TREATMENT AND TESTING GOALS**



**159.2M**  
patient trips to pharmacy  
likely saved through **MMD**



**26.5M**  
person-years of ARV treatment  
**DELIVERED**




**34**  
TLD transition  
**COUNTRIES**




**31,256**  
order lines  
**DELIVERED**



**55.9M**  
VL/EID tests  
**DELIVERED**



**101.4M**  
TLD bottles  
**DELIVERED**



**21.M**  
person-years of TLD treatment  
**DELIVERED**



**\$862.78M**  
commodity  
**COST SAVINGS\***



**5,444**  
staff trained at the  
central level



**17,597**  
staff trained at the  
regional level



**34,717**  
staff trained at  
service delivery points



**\$1.05B**  
**PROCURED**  
locally to ensure sustainability

\*Cost savings measured bi-annually. Indicator measured as of September 30, 2024.  
All numbers are provisional until posted on the Development Experience Clearinghouse.